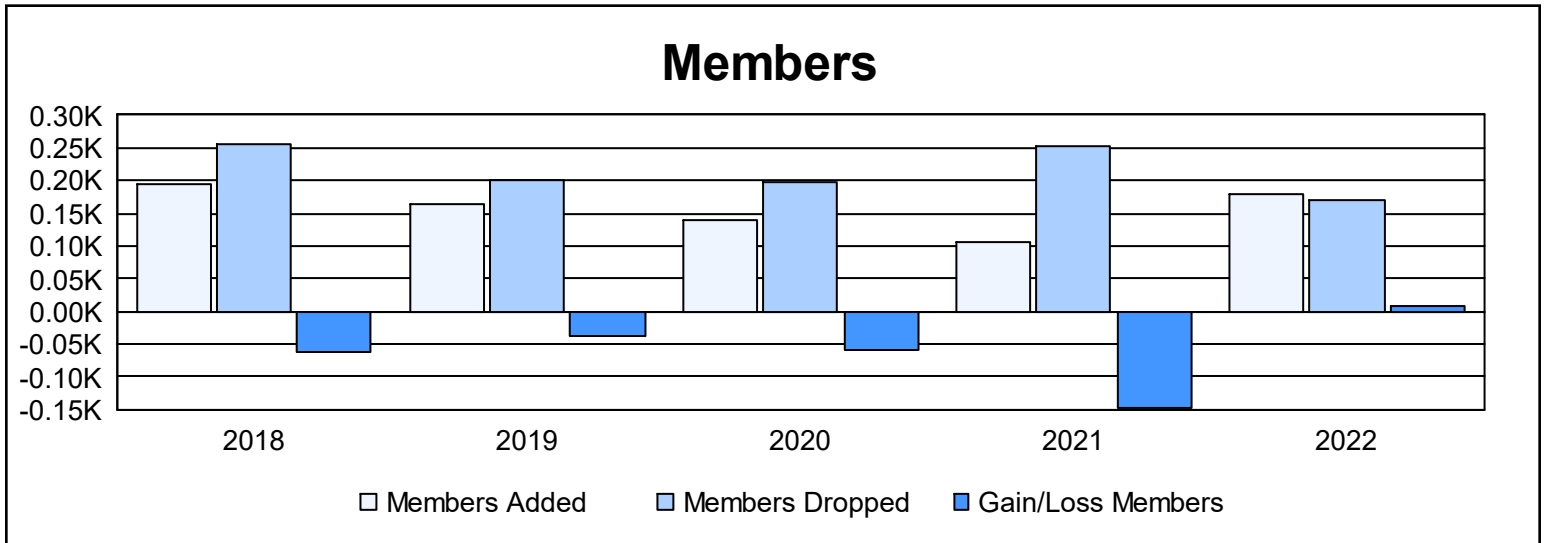
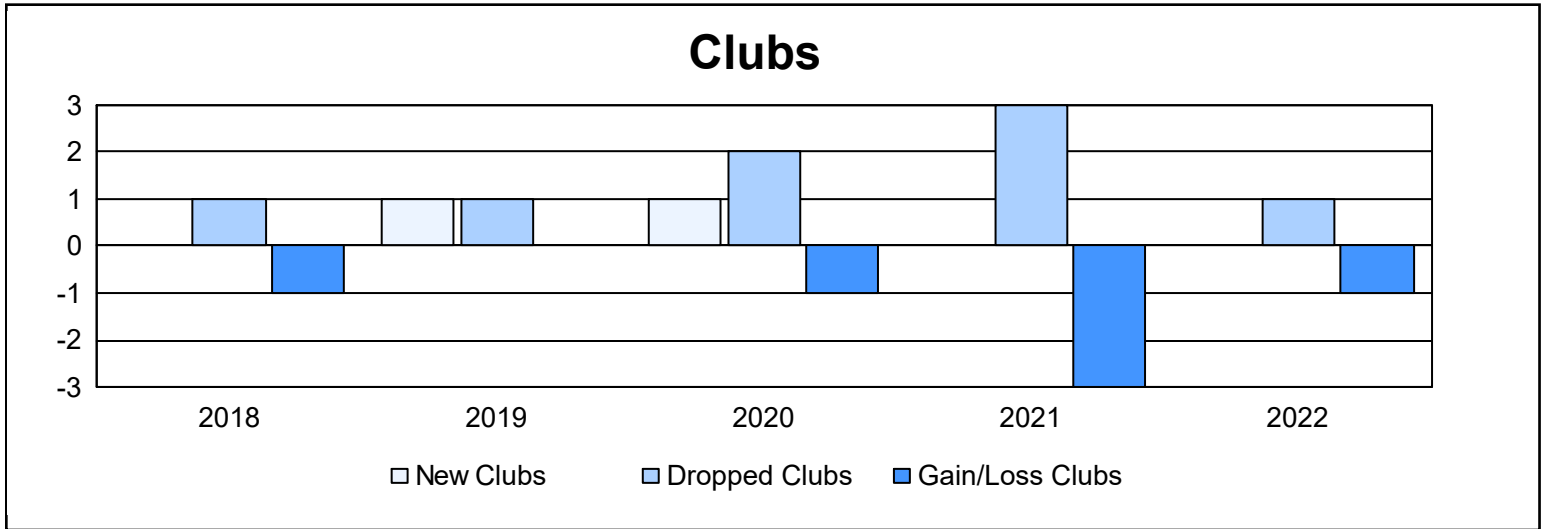
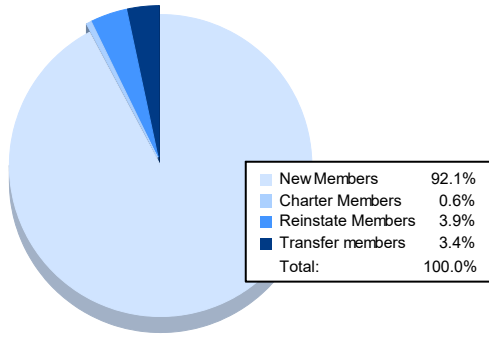


Year	New Clubs	Dropped Clubs	Gain/ Loss Clubs	New Members	Charter Members	Reinstate Members	Transfer Members	Total Member Added	Total Members Dropped	Gain/ Loss Members
2017-2018	0	1	-1	180	0	2	12	194	257	-63
2018-2019	1	1	0	114	26	8	16	164	202	-38
2019-2020	1	2	-1	80	41	2	16	139	198	-59
2020-2021	0	3	-3	78	11	7	9	105	252	-147
2021-2022	0	1	-1	164	1	7	6	178	169	9
<b>Average</b>	<b>0</b>	<b>2</b>	<b>-1</b>	<b>123</b>	<b>16</b>	<b>5</b>	<b>12</b>	<b>156</b>	<b>216</b>	<b>-60</b>



### Membership Composition June 2022 Cumulative



### Gender Composition June 2022 Cumulative

